

Scaled data based on original data using
LM-79-08 Approved Method: Electrical and Photometric Measurements of Solid-
State Lighting Products

Test Report Prepared for
Cooper Lighting Solutions
(formerly Eaton)

Brand: McGRAW-EDISON

Report Number: P200443

Luminaire Tested: **GPC-AF-01-LED-E1-SL3-7060-600-HSS**

Issue Date: 3/3/2020

Test Information

Test Method: LM-79-08
Report Number: P200443
TEST IS SCALED FROM IESNA LM-79-08 TEST DATA (P24289)
Test Lab: INNOVATION CENTER P2
Issue Date: 3/3/2020
Manufacturer: COOPER LIGHTING SOLUTIONS (FORMERLY EATON)
Product Line: MCGRAW-EDISON
Catalog Number: GPC-AF-01-LED-E1-SL3-7060-600-HSS
Description: GALLEON PEDESTRIAN LUMINAIRE
(1) 70 CRI, 5700K, 615mA LIGHTSQUARE WITH 16 LEDS EACH AND TYPE III SPILL
LIGHT ELIMINATOR OPTICS WITH HOUSE SIDE SHIELD
Light Source: -
Ballast/Driver: ELECTRONIC DRIVER

Summary

Lumens per Lamp: N/A
Luminaire Lumens: 3578 lumens
Efficiency: N/A
Efficacy: 105.2 lumens/watt
Luminous Opening: Rectangular (W 0.5' x L: 0.5' x H: 0')
IES Classification: Type III - Short - Non-Cutoff
BUG Rating: B0 - U0 - G1

Input Watts (W): 34
Input Voltage (V): NR
Input Current (Ain): NR
Voltage Rise (V): NR
Power Factor: NR
Total Harmonic Distortion (THDi): NR
Frequency (hertz): 60
Stabilization Time: NR
Operation Time: NR
Ambient Temperature (°C): NR
Test Distance: 25 FT

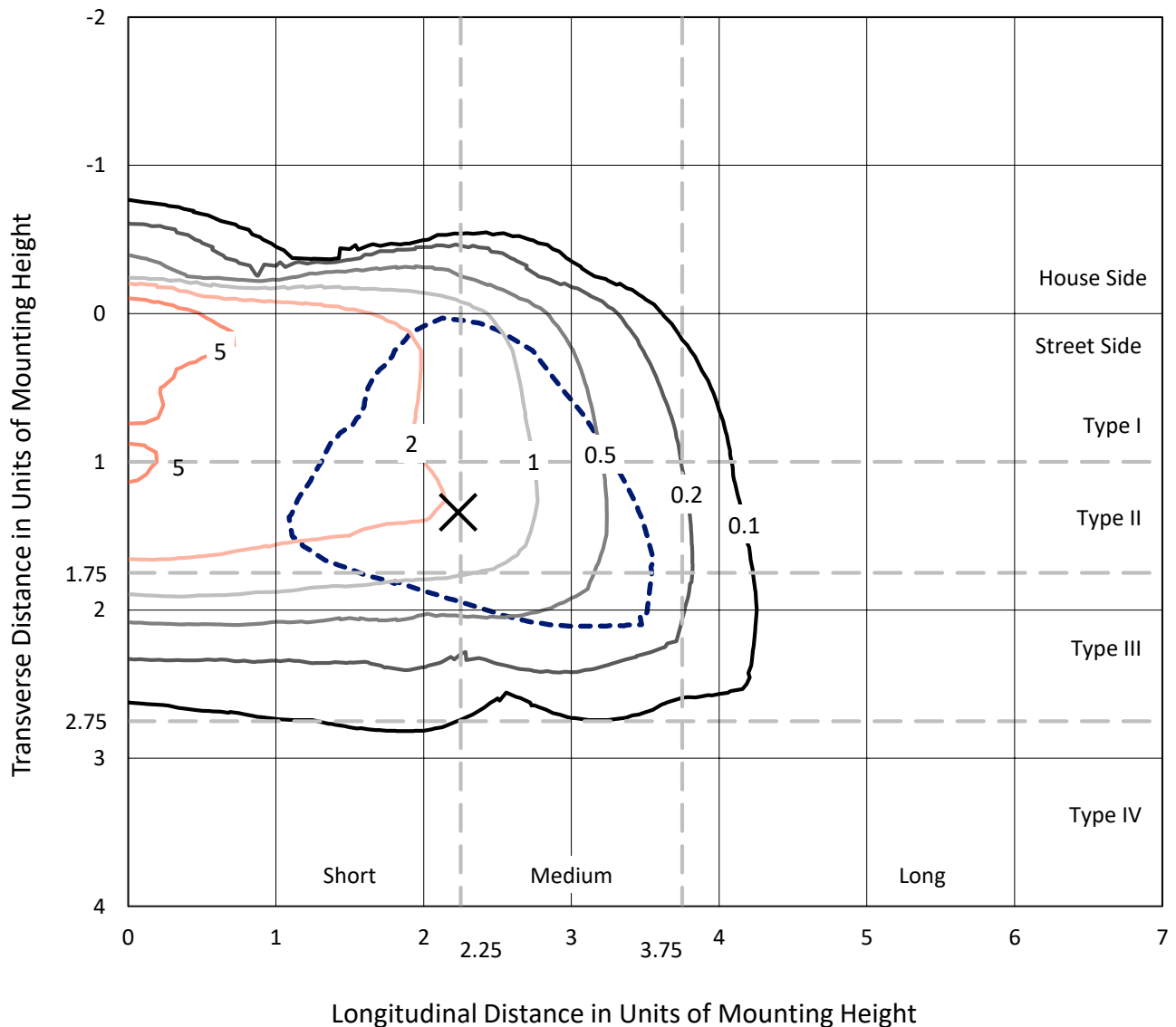


REPORT NUMBER: P200443

CATALOG NUMBER: GPC-AF-01-LED-E1-SL3-7060-600-HSS

Iso-Footcandle Lines of Horizontal Illumination

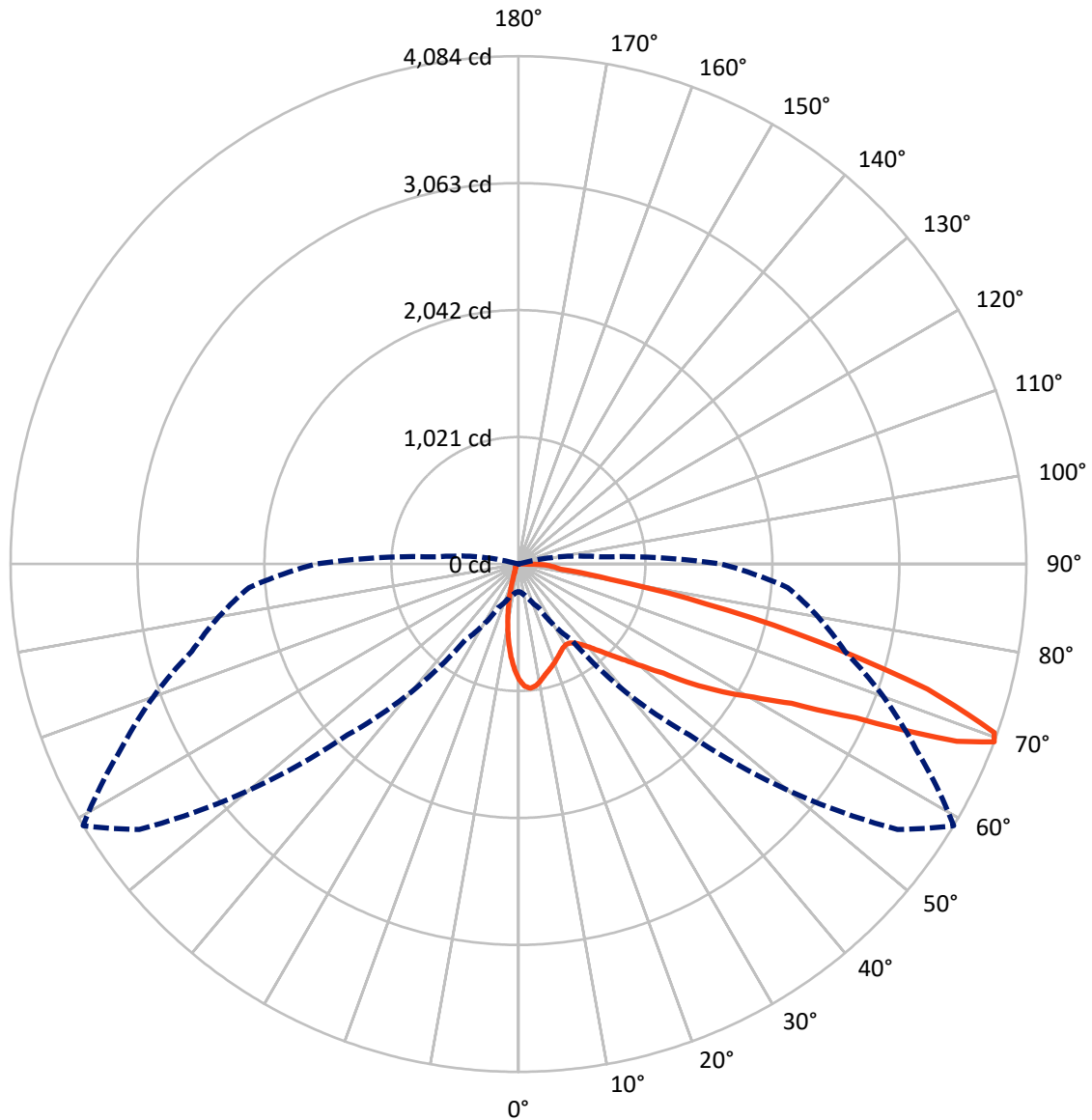
× Max cd
 - - - 1/2 Max cd



Based on 10 foot mounting height. Maximum calculated value = 9.4 fc
 Type III - Short - Non-Cutoff

REPORT NUMBER: P200443
CATALOG NUMBER: GPC-AF-01-LED-E1-SL3-7060-600-HSS

Luminous Intensity Polar Plot



— Vertical Plane Through 59-Deg Lateral - - - Horizontal Cone Through 69-Deg Vertical

REPORT NUMBER: P200443

CATALOG NUMBER: GPC-AF-01-LED-E1-SL3-7060-600-HSS

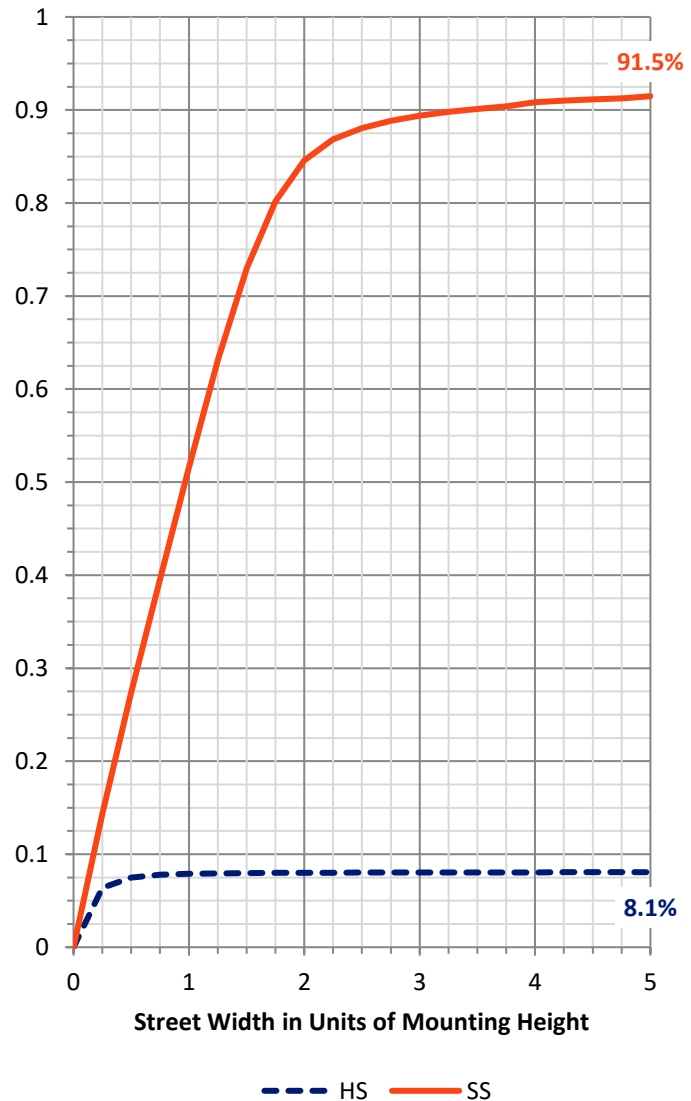
FLUX DISTRIBUTION:

		Downward	Upward	Total
House Side	Lumens	291.4	0.0	291.4
	% Fixture	8.1	0.0	8.1
Street Side	Lumens	3286.6	0.0	3286.6
	% Fixture	91.9	0.0	91.9
Total	Lumens	3578.0	0.0	3578.0
	% Fixture	100.0	0.0	100.0

Coefficient of Utilization

ZONAL LUMENS:

Zone	Lumens	% Fixture
0°-10°	75.6	2.1
10°-20°	156.2	4.4
20°-30°	210.2	5.9
30°-40°	305.2	8.5
40°-50°	508.1	14.2
50°-60°	792.7	22.2
60°-70°	980.9	27.4
70°-80°	497.1	13.9
80°-90°	52.0	1.5
90°-100°	0.0	0.0
100°-110°	0.0	0.0
110°-120°	0.0	0.0
120°-130°	0.0	0.0
130°-140°	0.0	0.0
140°-150°	0.0	0.0
150°-160°	0.0	0.0
160°-170°	0.0	0.0
170°-180°	0.0	0.0
0°-90°	3578.0	100.0
0°-180°	3578.0	100.0



REPORT NUMBER: P200443

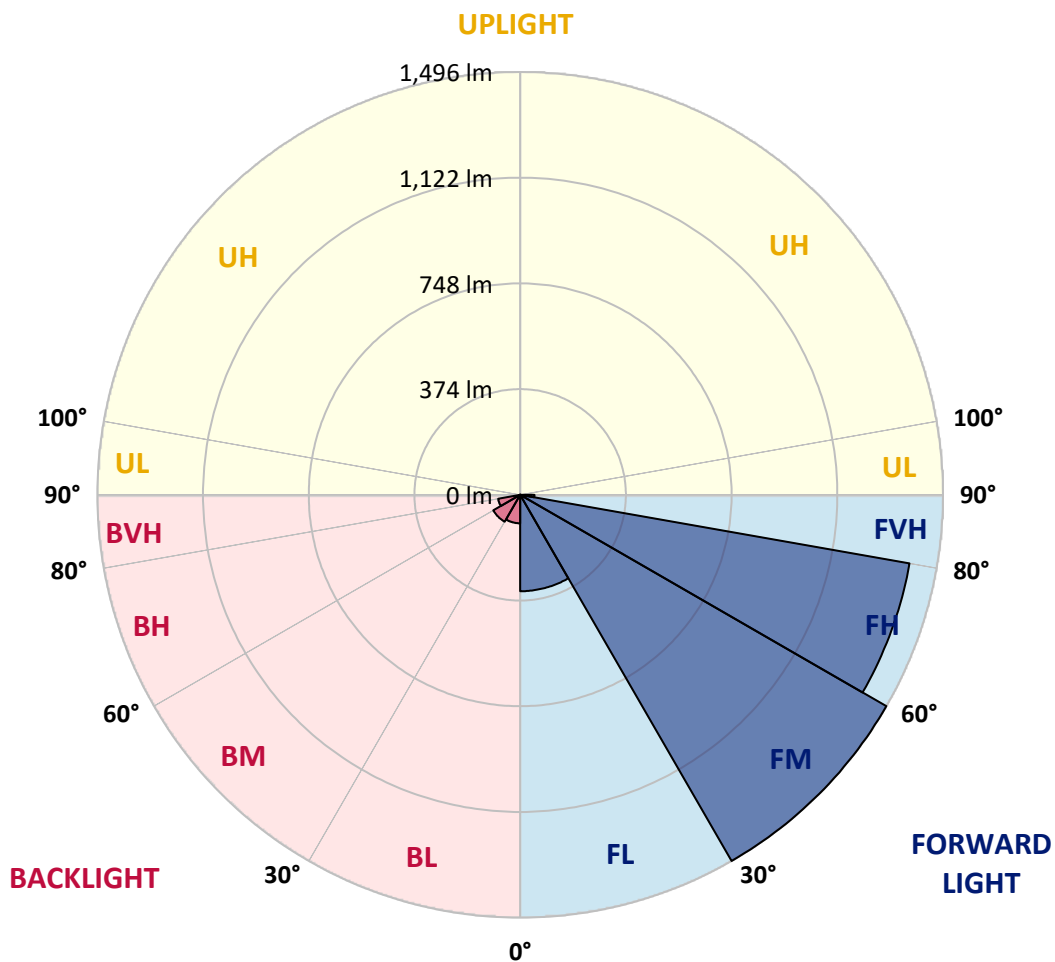
CATALOG NUMBER: GPC-AF-01-LED-E1-SL3-7060-600-HSS

LUMINAIRE CLASSIFICATION SYSTEM LUMEN TABLE AND BUG RATING:

Zone		Lumens	% Fixture	Zone Rating/Lumen Limit		
				B	U	G
FL	(0°-30°)	341.1	9.5			
FM	(30°-60°)	1496.2	41.8			
FH	(60°-80°)	1398.9	39.1			G1/1800
FVH	(80°-90°)	50.4	1.4			G1/100
BL	(0°-30°)	100.9	2.8	B0/110		
BM	(30°-60°)	109.8	3.1	B0/220		
BH	(60°-80°)	79.1	2.2	B0/110		G0/110
BVH	(80°-90°)	1.6	0.0			G0/10
UL	(90°-100°)	0.0	0.0		U0/0	
UH	(100°-180°)	0.0	0.0		U0/0	

BUG Rating: B0-U0-G1

Type III Short





REPORT NUMBER: P200443

CATALOG NUMBER: GPC-AF-01-LED-E1-SL3-7060-600-HSS

CANDELA DISTRIBUTION (FULL):

	0°	5°	15°	25°	35°	45°	55°	59°	65°	75°	85°
0°	931.3	931.3	931.3	931.3	931.3	931.3	931.3	931.3	931.3	931.3	931.3
2.5°	1020.7	1020.3	1015.9	1013.9	1010.2	1002.5	990.6	984.3	974.2	956.6	932.9
5°	1011.4	1016.3	1018.9	1019.1	1021.7	1018.9	1008.2	1002.9	989.0	960.6	918.2
7.5°	948.3	950.1	957.6	964.1	976.6	988.6	992.4	990.2	981.9	951.5	895.1
10°	880.7	882.5	891.4	899.9	916.9	935.4	954.8	958.8	962.3	938.6	872.8
12.5°	822.5	824.3	833.4	844.5	864.3	887.0	917.1	923.8	939.0	926.2	855.0
15°	772.3	773.1	782.0	795.7	819.4	848.6	882.7	893.5	916.7	917.5	839.4
17.5°	729.6	731.6	737.1	750.2	776.1	812.1	852.0	867.4	894.7	910.3	824.3
20°	703.5	705.5	705.3	712.6	735.9	774.3	821.2	839.7	872.8	902.8	810.7
22.5°	698.4	698.4	693.2	692.2	705.9	738.1	789.3	811.7	853.2	899.5	801.2
25°	716.4	715.6	702.5	691.8	692.4	711.6	758.3	785.0	836.6	901.8	796.2
27.5°	754.5	753.5	736.9	716.4	700.0	699.8	734.8	763.6	823.5	912.3	798.2
30°	807.1	806.7	788.7	763.0	733.2	705.9	726.8	752.9	815.0	931.3	802.8
32.5°	864.5	863.9	850.4	823.3	785.6	733.2	735.3	757.1	817.4	956.6	814.2
35°	925.4	924.4	918.6	894.9	853.4	783.6	763.2	780.2	832.8	994.4	836.4
37.5°	991.4	992.4	996.7	974.0	930.5	854.2	809.9	821.4	863.7	1045.8	872.6
40°	1088.7	1088.5	1089.9	1060.2	1018.3	940.6	875.3	878.9	915.5	1114.0	927.7
42.5°	1265.3	1253.0	1215.6	1154.9	1112.8	1039.3	957.6	953.8	978.9	1198.4	1004.7
45°	1502.7	1476.4	1379.3	1262.9	1209.1	1150.6	1059.0	1046.6	1062.6	1299.7	1099.8
47.5°	1706.8	1679.5	1542.1	1375.4	1311.3	1256.2	1177.7	1155.5	1160.7	1413.2	1220.4
50°	1776.2	1762.9	1642.9	1473.3	1410.2	1389.2	1315.5	1288.4	1280.9	1544.6	1360.2
52.5°	1752.1	1751.1	1671.2	1536.9	1500.9	1526.7	1488.9	1457.6	1430.0	1682.9	1502.5
55°	1713.5	1718.6	1682.7	1592.5	1591.3	1652.4	1726.0	1699.9	1620.2	1833.3	1625.1
57.5°	1606.9	1628.5	1676.3	1697.7	1747.5	1810.0	1923.5	1938.9	1844.6	1948.4	1726.8
60°	1303.8	1351.3	1507.5	1712.9	1948.8	2104.6	2161.8	2175.0	2028.7	2044.1	1864.2
62.5°	925.4	974.0	1172.1	1519.5	1951.8	2491.6	2516.9	2465.3	2231.4	2185.9	2101.1
65°	491.2	528.7	690.5	1096.8	1692.2	2581.5	3137.9	2984.1	2589.2	2464.9	2407.3
67.5°	251.3	262.6	327.0	536.8	1163.4	2293.0	3694.5	3802.7	3205.6	2741.7	2392.5
69°	222.4	229.0	271.7	388.1	745.0	1942.1	3721.6	4083.7	3528.4	2718.6	2174.2
70°	215.3	221.1	260.0	351.2	582.3	1628.7	3617.8	4059.1	3610.9	2630.8	2011.1
72.5°	182.7	187.8	231.5	310.4	473.2	808.5	2938.8	3439.5	3240.2	2191.6	1455.7
75°	122.2	138.8	222.2	290.9	440.3	459.3	1937.5	2485.6	2308.9	1478.2	758.3
77.5°	29.3	31.6	62.7	231.5	402.6	404.2	996.5	1545.2	1260.3	526.9	179.3
80°	15.8	15.2	17.6	45.9	374.9	379.4	448.6	750.0	450.0	87.4	59.1
82.5°	11.1	10.5	11.3	19.2	118.0	345.6	324.5	339.5	186.5	33.6	26.5
85°	4.0	3.8	6.3	17.4	37.0	198.7	333.4	280.0	151.1	15.4	19.4
87.5°	1.4	1.2	2.4	9.5	11.3	84.6	205.8	211.6	59.5	9.3	9.1
90°	0.0	0.0	0.0	0.0	0.0	0.0	0.0	0.0	0.0	0.0	0.0



REPORT NUMBER: P200443

CATALOG NUMBER: GPC-AF-01-LED-E1-SL3-7060-600-HSS

CANDELA DISTRIBUTION (continued):

	90°	95°	105°	115°	125°	135°	145°	155°	165°	175°	180°
0°	931.3	931.3	931.3	931.3	931.3	931.3	931.3	931.3	931.3	931.3	931.3
2.5°	923.0	910.5	887.4	863.7	841.9	815.6	802.4	789.5	784.0	782.0	772.5
5°	896.3	875.1	826.1	776.9	731.6	683.5	651.7	626.2	611.2	603.9	592.4
7.5°	862.1	827.3	753.1	677.2	606.6	537.0	485.4	445.7	418.4	405.3	393.3
10°	828.9	782.6	677.0	573.6	477.7	385.4	314.2	262.6	229.6	214.5	204.8
12.5°	799.2	739.1	603.5	472.6	352.2	244.2	171.8	130.7	110.3	103.2	99.7
15°	772.7	699.0	534.1	376.7	238.5	139.6	93.9	79.9	76.7	76.7	76.3
17.5°	747.6	659.8	467.2	286.7	149.7	85.4	71.4	69.6	69.6	70.4	70.4
20°	723.5	622.4	402.4	205.8	94.3	67.8	64.5	64.1	64.5	65.6	65.6
22.5°	702.9	588.4	341.9	141.2	70.0	61.1	59.5	58.9	59.1	59.7	60.1
25°	687.5	559.6	284.9	95.7	60.3	55.6	53.8	52.8	52.0	52.0	52.4
27.5°	677.8	535.4	229.6	69.6	54.2	50.6	47.7	46.1	44.3	43.3	43.7
30°	670.7	512.3	177.8	56.9	48.6	44.9	41.3	38.6	36.0	34.8	35.2
32.5°	668.1	493.7	132.9	50.2	43.5	39.5	35.0	31.6	28.7	27.7	27.9
35°	675.2	478.9	97.3	45.3	39.5	34.4	29.3	25.5	23.3	22.7	22.9
37.5°	693.8	471.0	72.8	41.3	35.8	30.1	24.5	20.8	19.4	19.4	19.6
40°	729.0	470.8	58.5	38.4	32.6	26.1	20.2	17.6	16.8	17.2	17.4
42.5°	780.4	481.5	51.0	35.8	29.7	22.3	16.8	15.0	14.8	15.2	15.4
45°	850.6	501.2	46.9	33.6	26.7	18.6	14.2	12.9	12.9	13.6	13.8
47.5°	936.6	529.9	43.5	31.4	23.7	15.6	12.1	11.3	11.5	12.1	12.3
50°	1040.2	566.1	40.1	28.9	21.4	12.9	10.5	9.9	10.1	10.9	11.1
52.5°	1158.1	614.9	37.2	26.7	18.6	10.7	8.9	8.5	8.9	9.7	9.9
55°	1259.3	658.6	33.8	24.9	15.0	8.9	7.3	7.3	7.7	8.7	8.9
57.5°	1356.6	704.3	30.8	21.4	11.7	7.1	6.1	6.3	6.9	7.9	8.1
60°	1499.4	781.8	27.1	18.0	8.9	5.7	5.1	5.3	6.1	7.1	7.3
62.5°	1742.0	899.7	23.5	15.0	6.9	4.5	4.0	4.5	5.5	6.7	6.9
65°	1960.9	947.7	19.2	12.5	5.3	3.4	3.4	4.0	5.3	6.5	6.7
67.5°	1838.9	797.8	15.0	9.9	4.0	2.6	2.8	3.8	5.1	6.5	6.7
69°	1626.3	652.3	12.7	7.9	3.4	2.4	2.6	3.8	5.1	6.3	6.5
70°	1460.6	550.7	11.3	6.7	3.0	2.4	2.6	3.6	5.1	6.3	6.5
72.5°	978.2	297.4	9.1	4.9	2.8	2.2	2.2	3.6	4.9	6.1	6.3
75°	420.4	82.1	7.3	3.4	2.4	2.0	2.0	3.4	4.7	5.9	6.3
77.5°	76.9	20.8	5.9	3.0	2.4	2.0	1.8	3.2	4.5	5.7	5.9
80°	30.6	10.3	4.7	2.6	2.2	1.8	1.6	3.0	4.2	5.5	5.7
82.5°	18.4	5.9	3.8	2.4	2.2	1.6	1.4	2.6	4.0	5.3	5.5
85°	15.0	4.0	3.0	2.4	2.0	1.6	1.2	2.4	3.6	5.1	5.3
87.5°	7.3	2.8	2.8	2.2	2.0	1.6	1.2	2.2	3.4	4.9	5.1
90°	0.0	0.0	0.0	0.0	0.0	0.0	0.0	0.0	0.0	0.0	0.0

(END OF REPORT)